

FIRST IMPRESSIONS ARE EVERYTHING.

If you want your modular building to stand out from the rest, consider a ground level entry.

(888) 608-1173

www.RoseOffices.com



Yes! Modular buildings can have ground level entries!

This entrance makes quite
AN IMPRESSION!



Creating a Ground Level Entry for an 80/20 Hybrid Modular Building


Depending on your site conditions, we can work with you to have ground level walk-in entrances as shown here by the use of short retaining walls and concrete landings. These types of entrances eliminate the need for unsightly wood ramps and decks used on most modular buildings. This entrance is handicap accessible and very convenient for your patrons and employees. A local concrete contractor poured this concrete pad after the building was installed by ROSE.




STEP 1: The site is prepared with a concrete retaining wall and poured concrete footings at the same time the building is being built at our climate controlled factory.



STEP 2: When the completed modules arrive on site from the factory, they are parked over the footings, then precisely maneuvered into place against the retaining wall by the setup crew using a Translift.



STEP 3: The setup process repeats until all modules arrive at the site. All the modules are blocked, leveled and strapped together.



STEP 4: A piece of corrugated steel is placed from the recessed entry to the retaining wall. A poured concrete slab is then added to the entire entry area right up to the doorway.



STEP 5: Special fiber-cement siding (with 30 year warranty) is being installed to give the building exterior an architectural sandstone block appearance. The siding material can be applied directly on top of the concrete slab.



STEP 6: The result is a finish that easily rivals any stick-built construction. This completed look is attractive but also accommodating with easy handicap access. Ground level entries eliminate the need for unsightly wooden or metal steps, decks and long handicap ramps.




(888) 608-1173 www.RoseOffices.com



Contact Rose Office Systems today to find out more information on modular buildings.

(888) 608-1173

www.RoseOffices.com



Banks, Medical Clinics, Sales Centers, Churches, Classrooms...
Ground Level Entries are preferable for any
type of commercial application.



(888) 608-1173
www.RoseOffices.com



Need more
info?
Call us
today!
Rose
Office
Systems



(888) 608-1173
Www.RoseOffices.com

